



भारतीय दन्त परिषद
Dental Council of India



AMC DENTAL COLLEGE

Khokhra, Ahmedabad 380008

Affiliated to Gujarat University

SELF STUDY REPORT (CYCLE 1) 2022-2023

CRITERIA: 2: Teaching learning and evolution

KEY INDICATOR: 2.6: Student performance and learning

METRIC: 2.6.1: The institution have stated the learning outcome (Generic and programme specific) and graduate attributes as per the provision of regulatory bodies and the university; which are communicated to students



भारतीय दन्त परिषद
Dental Council of India



Data

Any other relevant
information



Certificate

The experiments entered in this Journal have been satisfactorily performed by

Master/Miss Ghodasara Diya

Studying in AMC Dental

_____ School/College

Class 1st BDS Div. A-BATCH Roll No. 24

During the academic year 2022-23

Smith
12/8/23

Teacher's signature

Examiner's signature

DR. KINNARI H. PATEL
(B.D.S., M.D.S)
Prof. & Head, Dept. of Oral Pathology
AMC Dental College & Hospital
Ahmedabad

Principal's signature

Date 12/8/2023

_____ School/College stamp

NAME: Ghodasara Diya

STD: 1st BDS

DIV: A - Batch

ROLL NO.: 24

YOUVA

SUBJECT: DA (Journal)

INDEX

SR. NO.	EXPERIMENT	PAGE	DATE OF EXPERIMENT	DATE OF SUBMISSION	REMARKS
1.	Introduction of dental anatomy	I			
2.	Carving of a cuboid from a wax block (length = 3cm, width = 6mm, height = 6mm)	12	29/12/2022	5/1/2023	(A) <i>cuttl</i> 5/1/23
3.	Carving of a cylinder from a wax block (length = 3cm, diameter = 6mm) (dimensions for cavity in center are length = 3cm, width = 2mm, depth = 2mm)	13	16/1/2023	16/1/2023	(A) <i>cuttl</i> 16/1/23
4.	Carving of a cone from a wax block (length = 3cm, diameter at base = 6mm)	14	9/2/2023	9/2/2023	(A+) <i>cuttl</i> 9/2/23
5.	Carving of a maxillary central incisor from wax block.	15	2/3/2023	2/3/2023	(A) <i>cuttl</i> 2/3/23
6.	Carving of a maxillary lateral incisor from wax block	17	2/3/2023	2/3/2023	(A+) <i>cuttl</i> 2/3/23
7.	Carving of mandibular central incisor from wax block	19	12/4/2023	12/4/23	(A+) <i>cuttl</i> 12/4/23
8.	Carving of mandibular lateral incisor from wax block	21	19/4/2023	19/4/23	(A+) <i>cuttl</i>
9.	Carving of Maxillary Canine from wax block	23	29/5/2023	29/5/2023	(A+) <i>cuttl</i> 29/5/23

SR. NO.	EXPERIMENT	PAGE	DATE OF EXPERIMENT	DATE OF SUBMISSION	REMARKS
10.	Carving of mandibular Canine from wax block.	25	5/6/23	5/6/23	(A) <u>with</u> 5/6
11.	Carving of a maxillary first premolar from a wax block	27	3/7/2023	3/7/23	(A) <u>with</u> 3/7/23
12.	Carving of a maxillary second premolar from a wax block	29	4/7/2023	4/7/23	(A) <u>with</u> 4/7
13.	Carving of a mandibular first premolar from a wax block	31	24/7/2023	24/7/23	(A) <u>with</u> 24/7/23
14.	Carving of a mandibular second premolar from a wax block	33	9/8/2023	9/8/23	(A) <u>with</u> 9/8/23
15.	Carving of maxillary first molar from a wax block	35	9/8/2023	9/8/2023	<u>with</u> 9/8
16.	Carving of maxillary second molar from a wax block	37	9/8/2023	9/8/2023	<u>with</u> 9/8
17.	Carving of mandibular first molar from a wax block	39	9/8/2023	9/8/2023	<u>with</u> 9/8
18.	Carving of mandibular second molar from a wax block.	41	9/8/2023	9/8/2023	<u>with</u> 9/8/23
19.	Teeth identification	43	12/6/2023	9/8/2023] <u>with</u> 9/8/23
	(a) set 1 (b) set 2				
	(c) set 3 (d) set 4				
	(e) set 5.				
20.	Age identification	57	5/7/2023	9/8/2023	
	(a) set 1 (b) set 2				
	(c) set 3 (d) set 4				
	(e) set 5				

A.M.C. Dental College & Hospital

AHMEDABAD-380 008.



DEPARTMENT OF CONSERVATIVE DENTISTRY

CERTIFICATE

This is to certify that Mr/Miss THAKKAR JAINISH ANAND
of AMC Dental College & Hospital Ahmedabad, has satisfactorily completed
the practical work in the subject of CONSERVATIVE DENTISTRY AND
ENDODONTICS & AESTHETIC DENTISTRY for IInd BDS course
for the year 20__ to 20__.

FINAL GRADE :

A⁻

TEACHER IN-CHARGE'S

(1)

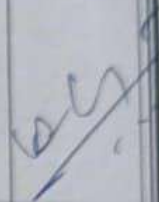

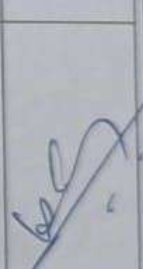

(2)

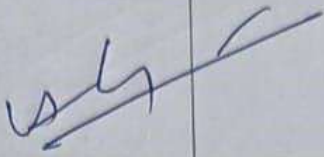
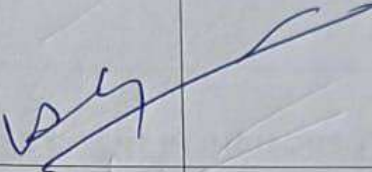


Department of Conservative
Dentistry & Endodontics
AMC Dental College & Hospital
Khekhra, Ahmedabad

HEAD
DEPARTMENT OF CONSERVATIVE DENTISTRY
& ENDODONTICS & AESTHETIC DENTISTRY
A.M.C. DENTAL COLLEGE & HOSPITAL
AHMEDABAD - 380008.



(A) PREEPARATION ON PLASTER CUBES

SR. NO.	EXERCISE	MODEL	CAVITY PREPARATION	SIGN.
1.	To prepare a Plaster Cube/Block.			
2.	Class-I Tooth Preparation in Plaster Block.			
3.	Class-II Tooth Preparation in Plaster Block.			
4.	Class-V Tooth Preparation in Plaster Block.			

SR. No.	EXERCISE	TOOTH MODEL	CAVITY PREPARATION	CEMENT BASE AND MATRIX APPLICATION	AMALGAM FILLING	SIGN.
9.	Class-II DO in Mandibular Molar.					
10.	Class-II MO in Maxillary Molar.					
11.	Class-II DO in Maxillary Molar.					
12.	Class-II MOD in Mandibular Molar.					
13.	Class-II MOD in Maxillary Molar.					
14.	Class-V in Upper/Lower Molar.					

(C) EXERCISES FOR EXTRACTED TEETH/
TYPHODONT TEETH

SR. No.	EXERCISE	TOOTH MODEL	CAVITY PREPARATION	CEMENT BASE AND MATRIX APPLICATION	AMALGAM FILLING	SIGN.
1.	Class-I in Mandibular 1 st Molar					
2.	Class-I in Maxillary 1 st Molar Conservative					
	Conventional					
3.	Class-I in Maxillary Pre-Molar.					
4.	Class-I Buccal Pit in Mandibular Molar.					
5.	Class-I Palatal Pit in Maxillary Molar.					
6.	Class-I Buccal Extension in Mandibular Molar.					
7.	Class-I Palatal Extension in Maxillary Molar.					
8.	Class-II MO In Mandibular					

(B) TOOTH PREPARATION ON PLASTER MODELS

SR. NO.	EXERCISE	MODEL	CAVITY PREPARATION	SIGN.
1.	Class-I in Mandibular 1 st Molar	✓	✓	ASG
2.	Class-I in Maxillary 1 st Pre-Molar.	✓	✓	ASG
3.	Class-I in Maxillary 1 st Molar : Conservative Preparation.	✓	✓	ASG
	Conventional Preparation.	✓	✓	ASG
4.	Class-I Buccal Pit in Mandibular 1 st Molar.	✓	✓	ASG
5.	Class-I Buccal Extension in man 1 st Molar.	✓	✓	ASG
6.	Class-I Palatal Pit in Maxillary 1 st Molar.	✓	✓	ASG
7.	Class-I Palatal Extension in Maxillary 1 st Molar	✓	✓	ASG
8.	Class-II MO in Mandibular 1 st Molar.			

WORK REPORT
FINAL YEAR – FIRST TERM

DURATION OF TERM :

TOTAL WORKING DAYS	23
TOTAL PRESENT DAYS	22
TOTAL ABSENT DAYS	1
TOTAL WORK DONE	17
ASSESSMENT MARKS :	$\frac{26}{50}$

P. Venkatesh
SIGNATURE OF INCHARGE

WORK REPORT
FINAL YEAR – SECOND TERM Class I-12
Class II-10

DURATION OF TERM :

TOTAL WORKING DAYS	24
TOTAL PRESENT DAYS	19
TOTAL ABSENT DAYS	5
TOTAL WORK DONE	13
ASSESSMENT MARKS :	$\frac{26}{50}$





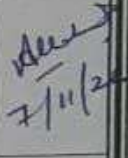

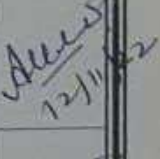

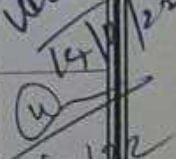

P. Venkatesh
SIGNATURE OF INCHARGE

Work Done

Sign

- | Sr.No. | Work Done | Sign |
|--------|--|-----------------|
| (1) | Class II (MO) cavity preparation, base application & amalgam restoration in mandibular 1 st molar is done. | Adus
4/11/22 |
| (2) | Class II (DO) cavity preparation base application & amalgam restoration in mandibular 1 st molar is done. | Adus
4/11/22 |
| (3) | Class II (MOD) cavity preparation base application & amalgam restoration in mandibular 1 st molar is done. | Adus
7/11/22 |
| (4) | Class II (MO) cavity preparation base application & amalgam restoration in maxillary 2 nd premolar is done. | Adus
5/11/22 |
| (5) | Class II (MOD) cavity preparation base application & amalgam restoration in maxillary 1 st molar is done. | Adus
5/11/22 |
| (6) | Class II (MO) cavity preparation base application & amalgam restoration in maxillary 1 st molar is done. | Adus
7/11/22 |
| (7) | Class II (DO) cavity preparation base application & amalgam restoration in maxillary 1 st molar is done. | Adus
7/11/22 |




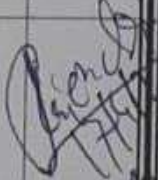





FINAL YEAR

SR. NO.	DATE	CASE NO.	NAME OF THE PATIENT	TREATMENT	GRADE	SIGN
1	18/10/22	2210/ 010062	Moh. Fayaz Sandhi	Class I cavity Buccal pit preparation & Amalgam restora- tion τ $\frac{1}{7}$ is done.	(B)	 18/10/22
2	21/10/22	2207/ 005553	Sahelabanu Shaikh	Class I tooth preparation base application amalgam restora- tion τ $\frac{7}{7}$ is done.	(A)	 21/10/22
3	4/11/22	2211/ 011905	Sangeetaben Mogya	Class I tooth preparation varnish applicat ⁿ & amalgam rest ⁿ τ $\frac{1}{1}$ is done.	(A)	 4/11/22
4	7/11/22	2211/ 011772	Kinchit Pathat	Class I τ $\frac{7}{7}$ [Occlusal pit]	(A)	 7/11/22
5	7/11/22	2211/ 011772	Kinchit Pathak	Class I τ $\frac{1}{1}$ [Buccal pit]	(A)	 7/11/22
6	10/11/22	2111/ 020716	Hasmukhbhai Patel	Class I τ $\frac{1}{1}$ (Buccal extension)	(A)	 10/11/22
7	12/11/22	2211/ 013349	Rajeshbhai Rohit	Class V GIC restoration τ $\frac{1}{5}$	(A)	 12/11/22
8	14/11/22	2209/ 005700	Moh. Yunus Lungiwala	Class II (MO) box τ $\frac{1}{6}$	(A)	 14/11/22
9	14/11/22	2211/ 013601	Urvashiben Patel	Class I τ $\frac{7}{7}$ (Buccal extension)	(A)	 14/11/22
10	15/11/22	2208/ 006678	Mamta ben	Class II (DO-box) τ $\frac{1}{4}$	(A)	 15/11/22

FINAL YEAR

SR. NO.	DATE	CASE NO.	NAME OF THE PATIENT	TREATMENT	GRADE	SIGN		
11	15/11/22	2211/ 013601	Urvashiben Patel	Class I τ $\frac{67}{}$ (Buccal pit)	(B)	u 15/11/22		
12	17/11/22	2211/ 014366	Banshraj Morya	Class V GIC τ $\frac{653}{}$	(B)	y		
13	17/11/22	2211/ 014378	Poovaliben Suthariya	Re-restoration (amalgam) Class II τ $\frac{7}{}$	(B)	y		
14	17/11/22	2211/ 013411	Tofikbhai Rangrej	Class I τ $\frac{7}{}$ [Occlusal pit]	(B)	u 17/11/22		
15	18/11/22	2211/ 013755	Dashrathbhai Mishra	Class V GIC τ $\frac{15}{}$	(A)	u 18/11/22		
16	22/11/22	2211/ 014758	Anitaben Japdiya	Class II τ $\frac{6}{}$	(A)	u 22/11/22		
17	3/4/23	2303/ 034036	Rajyashree ben Parmar	Class V GIC τ $\frac{54}{}$	(B)	y 3/4/23		
18	10/4/23	2209/ 005919	Sarojben Pasi	Class V GIC τ $\frac{1}{}$	}	}		
19	10/4/23	2209/ 005919	Sarojben Pasi	Class V GIC τ $\frac{4}{}$			(B)	y 10/4/23
20	10/4/23	2209/ 005919	Sarojben Pasi	Class V GIC τ $\frac{4}{}$				

FINAL YEAR

SR. NO.	DATE	CASE NO.	NAME OF THE PATIENT	TREATMENT	GRADE	SIGN
21	13/4/23	2209/ 005919	Sarojben Pasi	Class II τ $\frac{1}{7}$		
22	15/4/23	2209/ 005919	Sarojben	Class II τ $\frac{1}{5}$		
23	15/4/23	2301/ 023753	Bhawnaben	Class II τ $\frac{1}{6}$		
24	17/4/23	2209/ 005125	Shivambhai	Class I τ $\frac{1}{7}$		
25	20/4/23	2304/ 035167	Sastikbhai Rajale	Class II τ $\frac{1}{6}$ [MO & DO-box]		
26	21/4/23	2304/ 036722	Pradipbhai	Class I τ $\frac{1}{7}$		
27	21/4/23	2304/ 036581	Shivam Rathod	Class II τ $\frac{1}{6}$		
28	25/4/23	2304/ 035674	Shivshankar Thakur	Class II τ $\frac{1}{6}$		
29	1/5/23	2303/ 033696	Manubhai Solanku	Class II τ $\frac{1}{45}$		
30	8/5/23	2304/ 036227	Hitesh Shinde	Class I τ $\frac{1}{6}$		

DEPARTMENT OF PROSTHODONTICS
AND
CROWN & BRIDGE

(FINAL YEAR)

TOTAL WORK DONE

Total No. of CD = 4

Total No. of RPD = 7

Model work = 5

DD/CMS

*assisted
28/3/23*

Dr. INA B. PATEL
Prof & HOD

Dept. of Prosthodontics & Crown & Bridge
AMC Dental College & Hospital
Khokhara, Ahmedabad


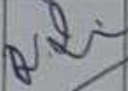










DATE:

*Dr. L
25/3/23*









(Bx)

SIGNATURE
HEAD OF THE DEPARTMENT
PROSTHODONTICS AND
CROWN & BRIDGE

FINAL YEAR (1st TERM)

SR. NO.	DATE	CASE NO.	NAME OF THE PATIENT	TREATMENT	GRADE	SIGN
<u>CD (1)</u>						
1	8/9/22	2204/ 005859	Mukhtiyarbai Shaikh	PI of VIL arch for CD is taken		
2	13/9/22	2204/ 005859	Mukhtiyarbai Shaikh	FI of VIL arch for CD is taken		
3	26/9/22	2204/ 005859	Mukhtiyarbai Shaikh	MR for CD is taken		
4	3/10/22	2204/ 005859	Mukhtiyar bai Shaikh	Final trial for CD is done		
5	6/10/22	2204/ 005859	Mukhtiyar bai Shaikh	DD of upper & lower CD is done.	B	
6	8/9/22	2204/ 005859	Mukhtiyarbai Shaikh	Case history is taken	BT	
<u>CD (2)</u>						
1	23/9/22	2203/ 005093	Chandulal bhai Khatri	PI of upper arch for CD is taken		
2	27/9/22	2203/ 005093	Chandulal bhai Khatri	FI of upper arch & PI of lower arch for CD is taken		
3	30/9/22	2203/ 005093	Chandulal bhai Khatri	Bite registration for upper CD is taken		
4	6/10/22	2203/ 005093	Chandulal bhai Khatri	Final trial for upper CD is done.		
5	10/10/22	2203/ 005093	Chandulal bhai Khatri	Denture delivery of upper CD is done.	B+	
6	23/9/22	2203/ 005093	Chandulal bhai Khatri	Case history is taken	BT	

FINAL YEAR

SR. NO.	DATE	CASE NO.	NAME OF THE PATIENT	TREATMENT	GRADE	SIGN
<u>RPD (1)</u>						
1	8/9/22	2202/ 002055	Jayantibhai Patel	PI of upper & lower arch for RPD is taken		
2	15/9/22	2202/ 002055	Jayantibhai Patel	FI of lower arch for RPD is taken		
3	20/9/22	2202/ 002055	Jayantibhai Patel	Final trial of upper & lower RPD is done		
4	24/9/22	2202/ 002055	Jayantibhai Patel	DD of RPD upper arch & lower arch is done <u>is done</u>	B+	
<u>RPD (2)</u>						
1	8/9/22	2202/ 002055	Jayantibhai Patel	PI of upper & lower arch for RPD is taken		
2	15/9/22	2202/ 002055	Jayantibhai Patel	FI of lower arch for RPD is taken		
3	20/9/22	2202/ 002055	Jayantibhai Patel	FT of RPD is done <u>is done</u>		
4	24/9/22	2202/ 002055	Jayantibhai Patel	DD of RPD of lower arch is done <u>is done</u>	B+	

MODEL WORK

Sr No.	Date.	Exercise.	Grade	Sign.
1]	24/3/23	Tooth prep ⁿ for PFM z $\frac{1}{1}$ is done.	(B)	<u>AS</u>
2]	24/3/23	Tooth prep ⁿ for PFM z $\frac{1}{1}$ is done.	(B)	<u>AS</u>
3]	25/3/23	Tooth prep ⁿ for PFM z $\frac{1}{1}$ is done.	(B)	<u>AS</u>
4]	25/3/23	Tooth prep ⁿ for PFM z $\frac{1}{1}$ is done.	(B)	<u>AS</u>
5]	25/3/23	Tooth prep ⁿ for PFM z $\frac{1}{1}$ is done.	(B)	<u>AS</u>

FINAL YEAR

Sr. No.	DATE	CASE NO.	NAME OF THE PATIENT	TREATMENT	GRADE	SIGN
RPD - (1)						
1	23/2/23	2209/ 006508	Ashok bhai Gohel	PI of U/L arch for RPD is taken		<i>[Signature]</i>
2	9/3/23	2207/ 006508	Ashok bhai Gohel	Bite registration of upper RPD 2/7 is done.		<i>[Signature]</i>
3	17/3/23	2207/ 006508	Ashok bhai Gohel	Final trial for upper RPD 2/7 is done.		<i>[Signature]</i>
4	24/3/23	2207/ 006508	Ashok bhai Gohel	DD of upper RPD 2/7 is done.		<i>[Signature]</i>
RPD - (2)						
1	23/2/23	2209/ 006508	Ashok Ashok bhai Gohel	PI of upper & lower arch for RPD is taken		<i>[Signature]</i>
2	9/3/23	2207/ 006508	Ashok bhai Gohel	Bite registration for lower RPD 2/25/23 is done.		<i>[Signature]</i>
3	17/3/23	2207/ 006508	Ashok bhai Gohel	Final trial of lower RPD is done.		<i>[Signature]</i>
4	24/3/23	2207/ 006508	Ashok bhai Gohel	DD of lower RPD is done 2/25/23		<i>[Signature]</i>

