

GOOGLE CLASSROOM
TUTORIAL FOR
STUDENTS



E-Resource Guideline

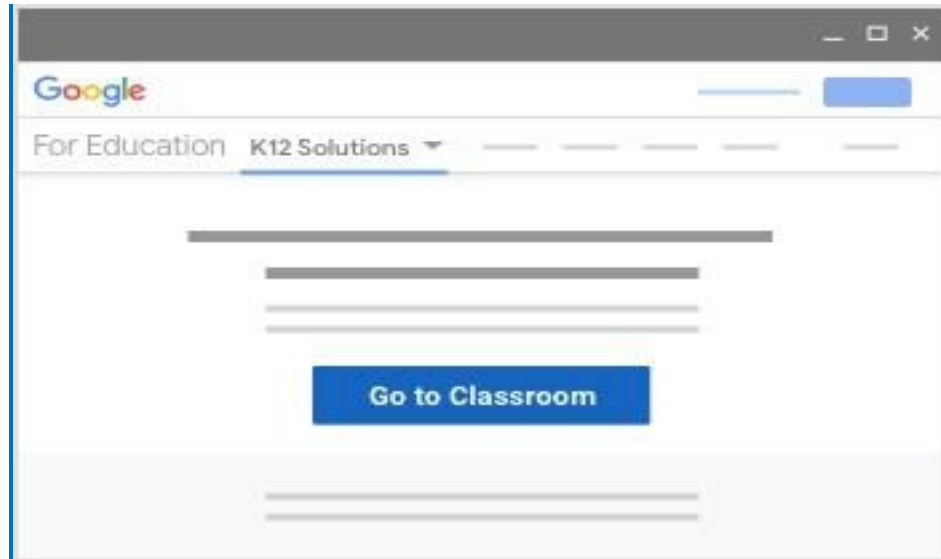
GOOGLE CLASSROOM TUTORIAL for STUDENTS

Ready to sign in?

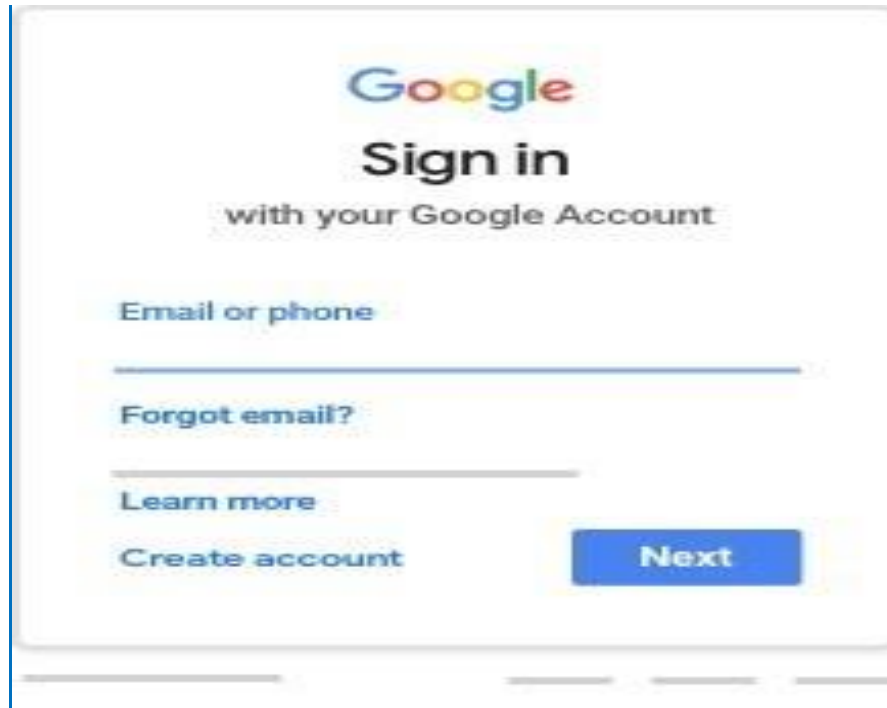
You must have an active internet connection to sign in. If you already know how to sign in to Classroom, go to classroom.google.com. Or, follow the detailed steps below.

Sign in for the first time

1. Go to classroom.google.com and click Go to Classroom.



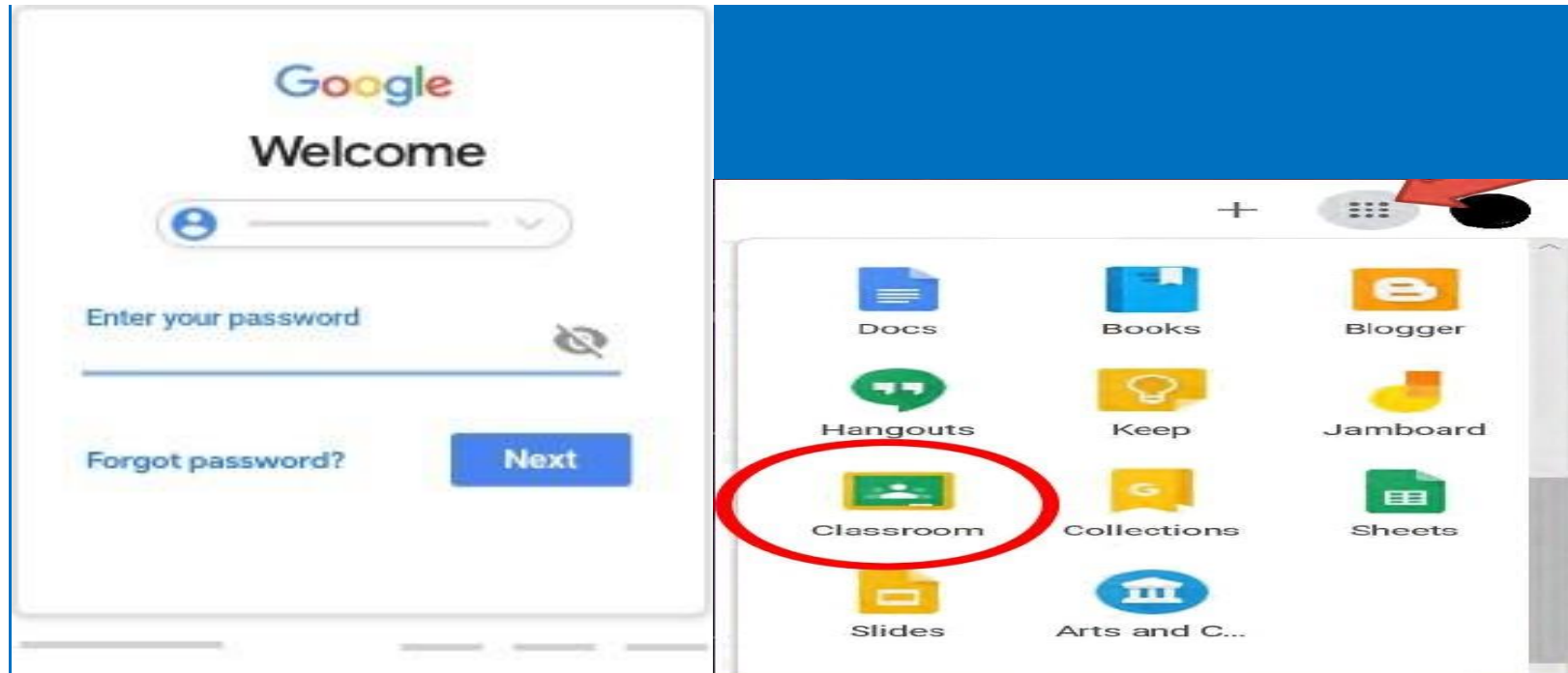
2. Enter the email address for your Classroom account and click Next.



The image shows a Google sign-in form. At the top is the Google logo, followed by the text "Sign in with your Google Account". Below this is a text input field labeled "Email or phone". Underneath the input field are two links: "Forgot email?" and "Learn more". At the bottom left of the form is a link "Create account", and at the bottom right is a blue button labeled "Next".




3. Enter your password and click Next.



4. If there is a welcome message, review it and click Accept.
5. If you're using Google Workspace for Education account, click I'm A Student or I'm A Teacher.
Tip: Users with personal Google Accounts won't see this option.



6: Click to get started



THE TEACHER INFORMS THE CLASSROOM CODE TO THE COORDINATORS

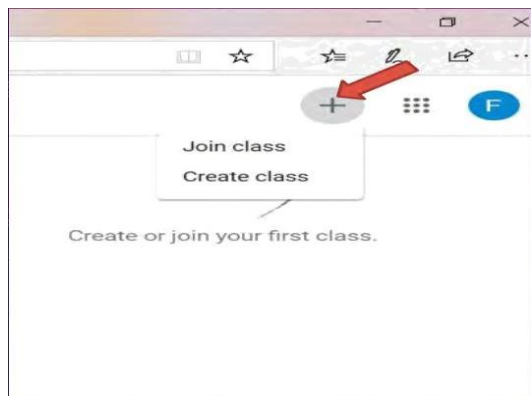
Dear Final Yr Students ,

The GOOGLE
CLASSROOM
code for
ASSIGNMENT
given by Dr
Ronakchoksi is
aelb7nr.



Regards.

THE COORDINATORS SHARE THAT WITH THE SPECIFIC BDS BATCH VIA WHATSAPP

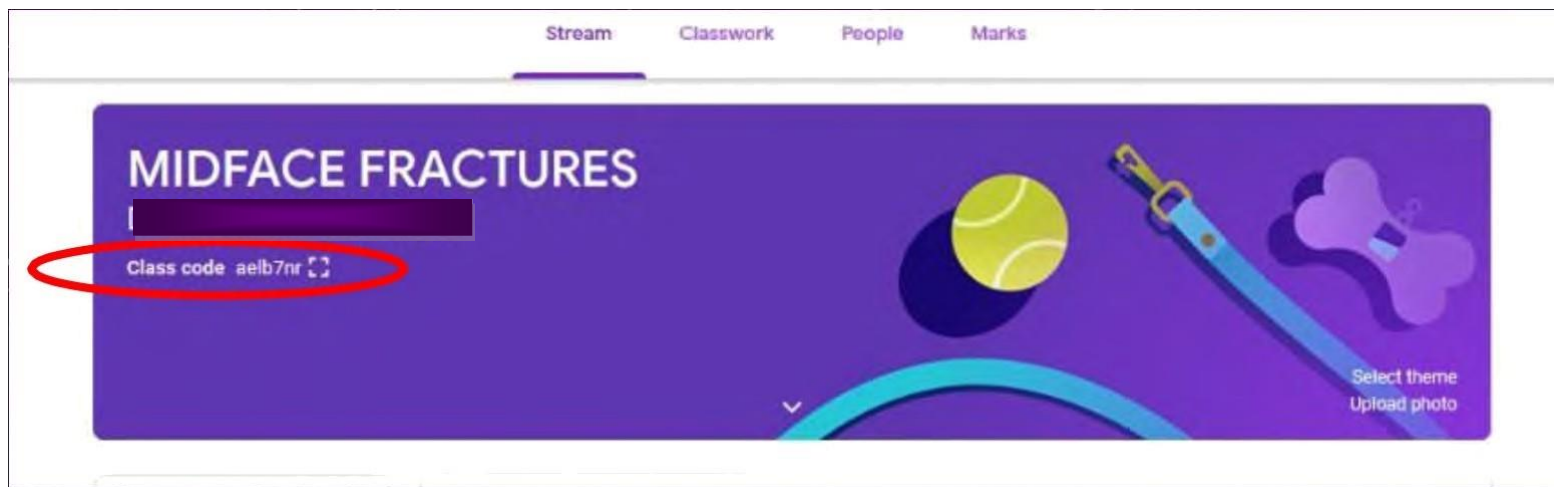


Join class

Ask your teacher for the class code, then enter it here.

Class code
aeb7nr|

Cancel Join



PLEASE FIND THIS UNIQUE CLASS CODE AT THE UPPER LEFT CORNER OF THE CLASS.

ALL THE COMMUNICATION WILL BE MADE THROUGH THIS CODE.

Stream Classwork People Marks

MIDFACE FRACTURES

Class code aelb7nr

Select theme
Upload photo




Upcoming

Due Wednesday
MIDFACE FRACTURES AS...

View all

 Share something with your class 

  posted a new assignment: MIDFACE FRACTURES ASSIGNMENT 
12:36

  
11:39

LECTURE PDF OF CLASS



FINAL MIDFACE FRACTUR...
PDF

THE E-CONTENT (LECTURES/ VIDEO LINKS/ REFERENCE BOOKS/ JOURNALS/ CASE SERIES/ ASSIGNMENTS) WILL BE VISIBLE IN THE HOME SCREEN ON OPENING THE CLASSROOM

https://classroom.google.com/c/NjY1MTYyNDE3MDVa/a/NjY1MzQ2Mjk1Mzda/details

URES
AR

Due 8 Apr

MIDFACE FRACTURES ASSIGNMENT

100 points

12:36

LAST DATE OF SUBMISSION - 26TH MARCH 2020

MIDFACE FRACTURE ASSIGN...
PowerPoint

Class comments

Add class comment...

Your work Assigned

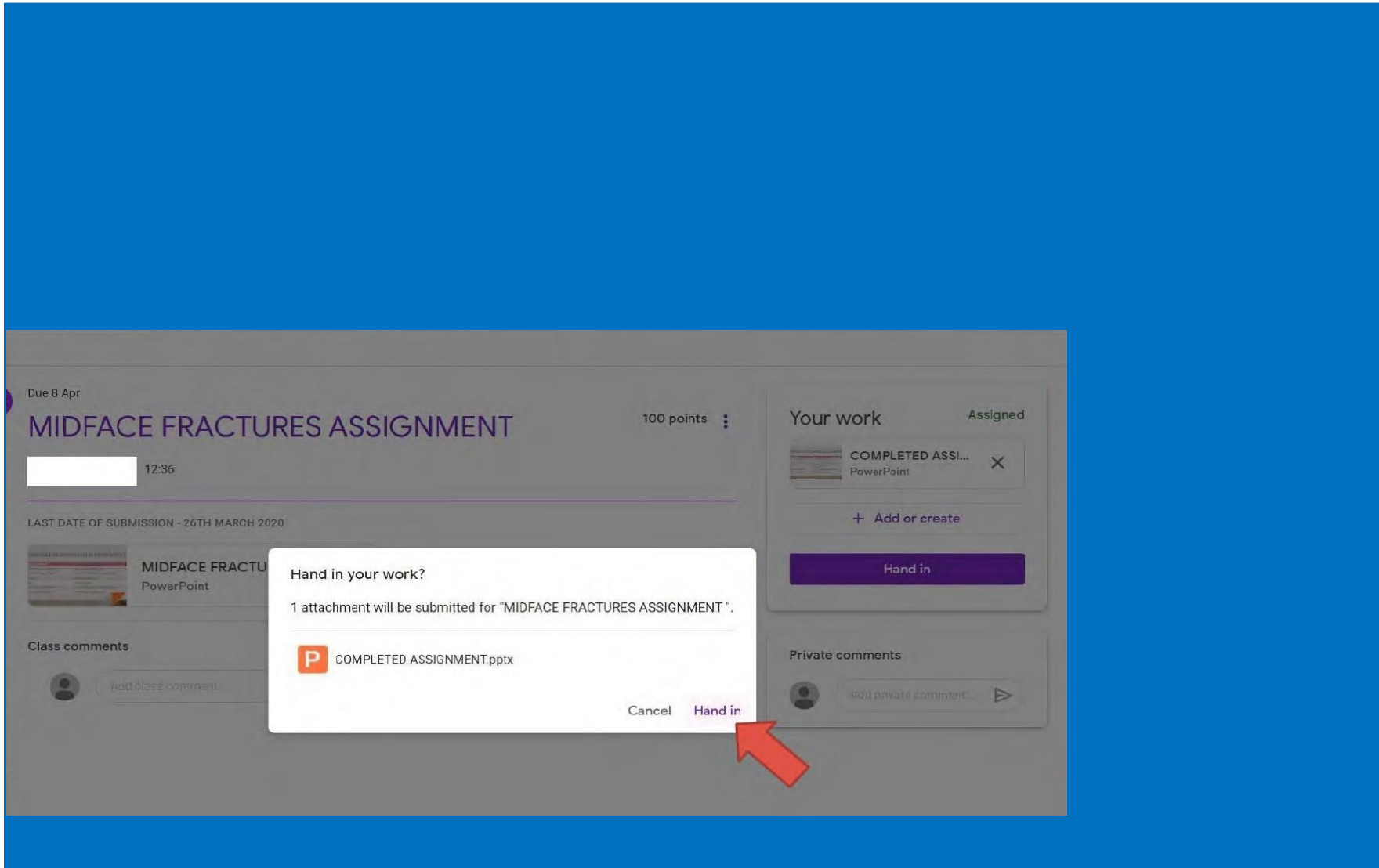
+ Add or create

Mark as Done

Private comments

Add private comment...

IN THE CLASSWORK SECTION THE STUDENT WILL BE ABLE TO SEE THE ASSIGNMENT GIVEN BY THE TEACHER. STUDENT WILL DOWNLOAD THE FILE, COMPLETE THE WORK & RE-UPLOAD THE COMPLETED FILE BY "ADD YOUR WORK" BUTTON



Due 8 Apr

MIDFACE FRACTURES ASSIGNMENT

100 points

[Redacted Name] 12:36

LAST DATE OF SUBMISSION - 26TH MARCH 2020



MIDFACE FRACTURES
PowerPoint

Class comments

[User Icon] add class comment...

Your work

Assigned

[Thumbnail] COMPLETED ASSI...
PowerPoint

+ Add or create

Hand in

Private comments

[User Icon] add private comment... [Dropdown Arrow]

Hand in your work?

1 attachment will be submitted for "MIDFACE FRACTURES ASSIGNMENT".

[P Icon] COMPLETED ASSIGNMENT.pptx

Cancel Hand in



AFTER UPLOADING THE COMPLETED ASSIGNMENT THE STUDENT WILL CLICK ON "HAND IN" BUTTON

***TEACHER WILL EVALUATE THE SUBMITTED
ASSIGNMENTS
AND ADDRESS THE QUERIES POSTED BY THE
STUDENTS***



MIDFACE FRACTURES ASSIGNMENT

STUDENT NAME 64/100 Draft

Not returned Return

COMPLETED ASSIGNMENT.pptx Open with Google Slides

NAME OF STUDENT	[REDACTED]
ROLL & YEAR	FINAL YR , ROLL 23
DATE OF SUBMISSION	25 TH MARCH 2020

Files
Handed in on 2 Apr, 12:53

COMPLETED ASSIGN...

Mark
64/100

Private comments
SATISFACTORY

Cancel Post

Page 7 / 7

Type here to search

12:56 02-04-2020

THE TEACHER CHECKS THE COMPLETED ASSIGNMENT GIVEN BY THE STUDENTS & PUTS MARKS IN THE POINTS SECTION & PUTS COMMENTS (IF ANY)

THANK YOU



AMC DENTAL COLLEGE, AHMEDABAD